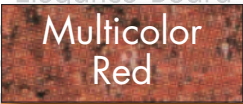


**AquaVario**

**STADUR**  
Innovation und Systemlösungen

Made in Germany

**Granite**



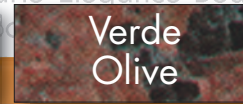
Multicolor  
Red



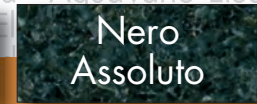
Galaxy  
Star



Balmoral  
Red



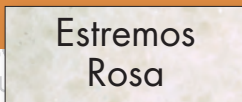
Verde  
Olive



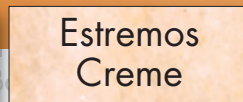
Nero  
Assoluto



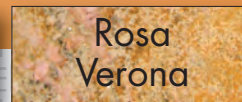
**Marble**



Estremos  
Rosa



Estremos  
Creme



Rosa  
Verona




New Roman  
Gold

**Elegance Board**

Luxury natural stone shower areas

# Timeless luxury for the bathroom



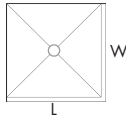
## Elegance Board "Compact"

Shower tray with **granite or marble surface**, on Styrofoam substructure, reinforced with base plate, edge insulation tapes and factory-fitted wall sealing tap on the sides (2) coming into contact with the wall, incl. factory-sealed shower tray drain cover and granite or marble drain cover. Drain optionally **horizontal** or **vertical**, 0.54 l/s. Special sizes (except quadrant) and anti-slip feature available upon request!

### Square

Dimensions in mm (L x W x H)

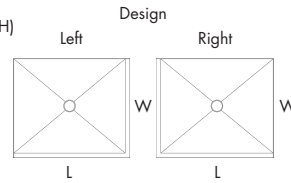
858 x 858 x 63  
958 x 958 x 63  
1058 x 1058 x 63  
1258 x 1258 x 63



### Rectangular

Dimensions in mm (L x W x H)

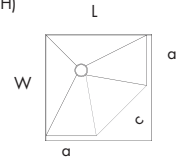
958 x 858 x 63  
1058 x 858 x 63  
1258 x 858 x 63



### Pentagon


Dimensions in mm (L x W x H)

958 x 958 x 63  
1058 x 1058 x 63  
a c  
450 636  
500 707



## Elegance Board "Basic"

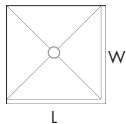
Shower tray substrate element made from extruded polystyrene foam, reinforced with base plate, with dual-sided special coating preparing for the accommodation of the customer's **granite or marble up to max. 20 mm**, insulating tapes and wall sealing tape factory-fitted on the sides (2) coming into contact with the wall, drain cover factory-sealed, floor drain subsection DN 50 **horizontal** or **vertical**, 0.54 l/s, drain cover is prepared at the factory for the accommodation of the customer's natural stone element. Special sizes available upon request!



### Square

Dimensions in mm (L x W x H)

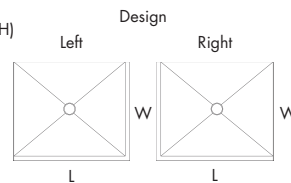
808 x 808 x 43  
908 x 908 x 43  
1008 x 1008 x 43  
1208 x 1208 x 43



### Rectangular

Dimensions in mm (L x W x H)

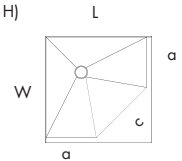
908 x 808 x 43  
1008 x 808 x 43  
1208 x 858 x 43



### Pentagon


Dimensions in mm (L x W x H)

908 x 908 x 43  
1008 x 1008 x 43  
a c  
450 636  
500 707



## Elegance Board "Natural stone"

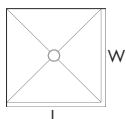
Shower tray substrate element made from extruded polystyrene foam, reinforced with base plate, with dual-sided special coating preparing for the accommodation of the customer's **granite or marble up to max. 30 mm**, material thickness prepared, insulating tapes and wall sealing tape factory-fitted on the sides (2) coming into contact with the wall, drain cover DN 50, 0.8 l/s, horizontal or vertical, drain cover factory-sealed. Stainless steel grating 100 x 100 mm, on-site height adjustment by shortening the shaft of the upper section. Special sizes available upon request!



### Square

Dimensions in mm (L x W x H)

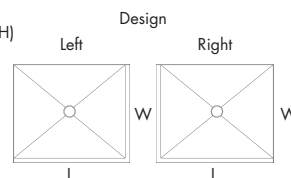
808 x 808 x 40  
908 x 908 x 40  
1008 x 1008 x 40  
1208 x 1208 x 40



### Rectangular

Dimensions in mm (L x W x H)

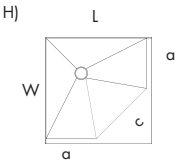
908 x 808 x 40  
1008 x 808 x 40  
1208 x 808 x 40



### Pentagon

Dimensions in mm (L x W x H)

908 x 908 x 40  
1008 x 1008 x 40  
a c  
450 636  
500 707



Your dealer